

A little about the EllaRoo Wrap Baby Carrier

- ~100% cotton fabric, handwoven in Guatemala.
- ~No toxins or heavy metals.
- ~Generous width allows for maximum versatility, including back carry positions.
- ~Lightweight, open weave is breathable and easy to manipulate.
- ~Simple, tied fringe is easy to care for perfect for little, fidgety fingers.

Washing Instructions

Wash your EllaRoo Wrap in cold water, gentle cycle, with mild detergent. Hang in a well-ventilated area to dry overnight. The fabric will soften with use.

The Wrap is not pre-washed. The extra dye will bleed from the fabric the first few times it is washed. Please wash separately, and rinse thoroughly (washing machines are easiest, on gentle cycle). Do not let the Wrap sit in the water for more than a few minutes.

A little about the EllaRoo Company

- ~We do everything we can to reduce waste and recycle in our daily procedures and manufacturing processes.
- ~We use natural materials whenever possible.
- ~We look for the shortest supply chains in sourcing materials and products.
- ~We strive to achieve the highest quality workmanship, while maintaining family-friendly prices.

As parents and business people, we set ourselves certain standards of conduct and quality. We hope that all of these things come together into a product that you can be proud to purchase and own.

We value your opinion!

If you have any comments, concerns, praise, suggestions,
or pictures to share, please contact us:
comments@ellaroo.com

www.EllaRoo.com

Visit our website for information about our other products,
more photos and instructions, testimonials, and local distributors.

EllaRoo Baby Carriers are sold through distributors like you.

~Distributorships Available~

ÉllaRoo

Wrap Baby Carrier



~R (2.7 m) Hip/Cradle Carry only

~S (4.2 m) up to 140 lbs & 5'8"

~M (4.6 m) up to 180 lbs & 6'

~L (5.0 m) above 180 lbs & 6'

~The Wrap measures 30" wide.

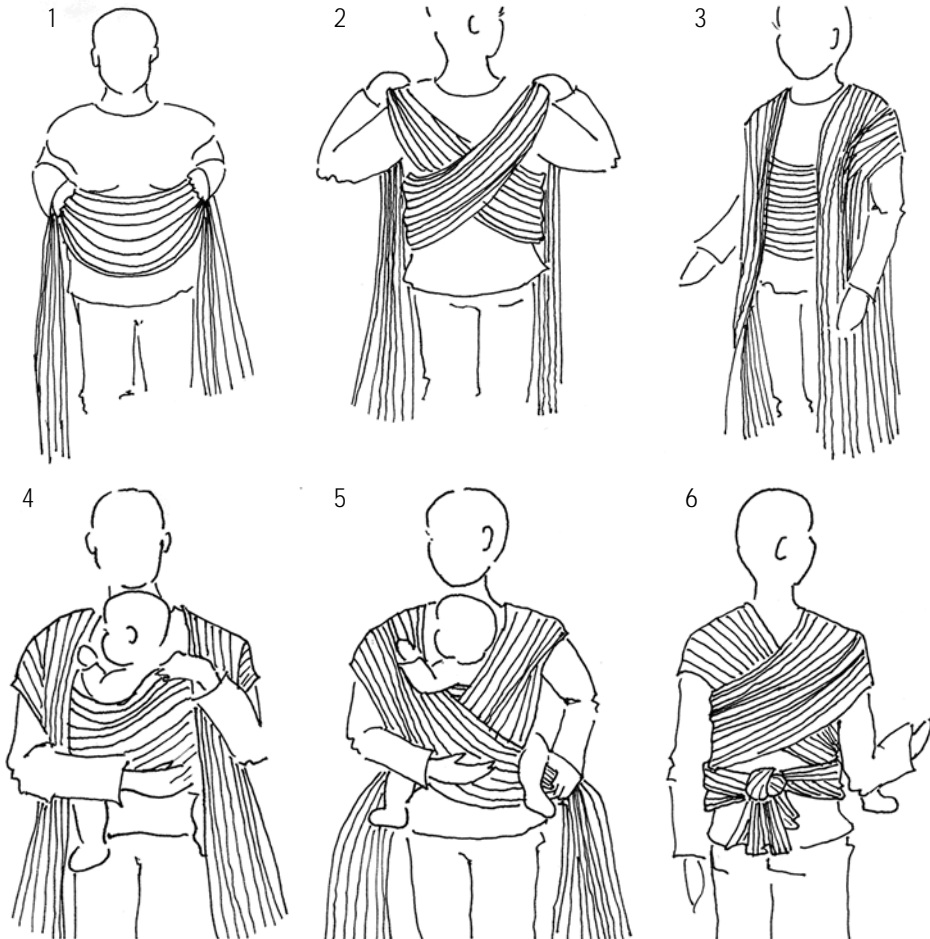
~If you have a particularly long torso,
or wear a large bra size, please
choose one size larger.

Wrap Baby Carrier Safety Precautions

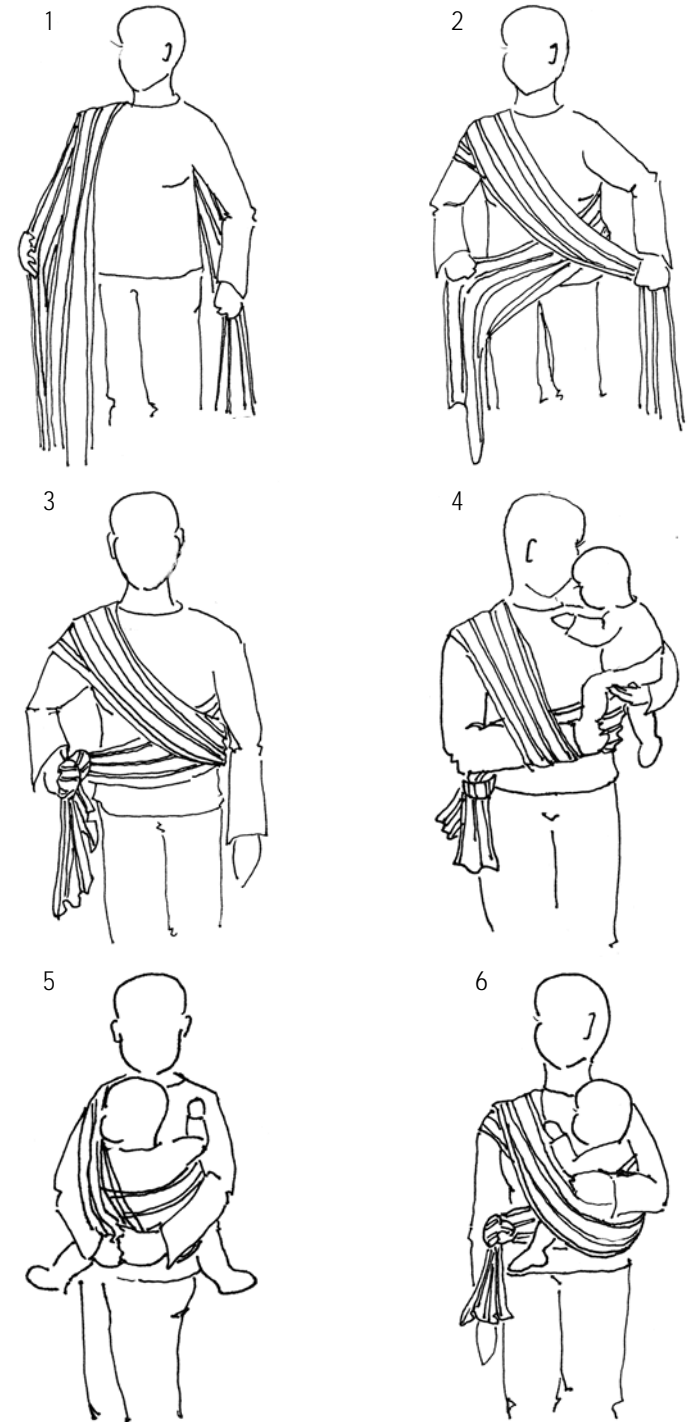
- ~**Toddlers:** When wearing a toddler on your back, the most secure position for the fabric is pulled up to the armpits (arms out) or neck (arms in), depending upon the mood of your baby. Especially when using the rucksack position, be alert for arching of the back, which can shift the bottom edge of the fabric into a less secure position.
- ~Keep an arm around baby when bending over.
- ~A sling is not meant to be a safety restraint in the car or airplane.
- ~Do not use your sling while cooking.
- ~Always be aware of your baby's position in the sling. Do not use the sling with an uncooperative child.

Drawings by M-R. Steenari. © 2003-04 EllaRoo Baby Carriers (a division of Peppermint LLC). All rights reserved.

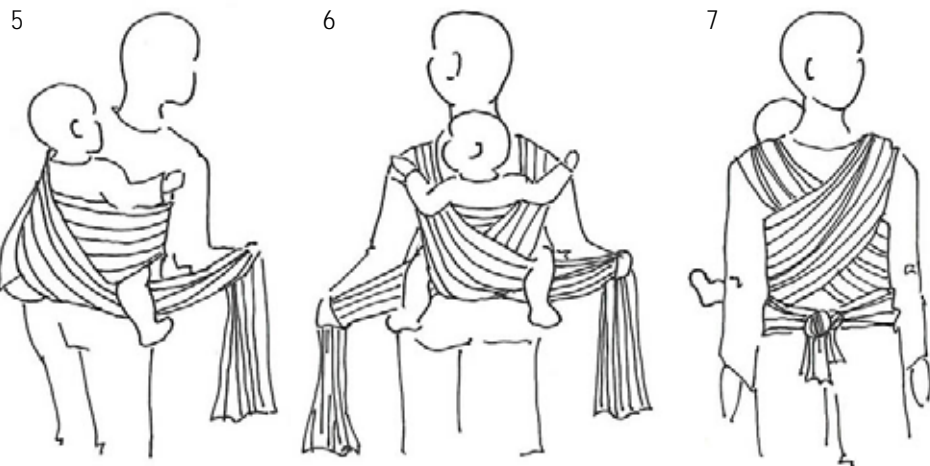
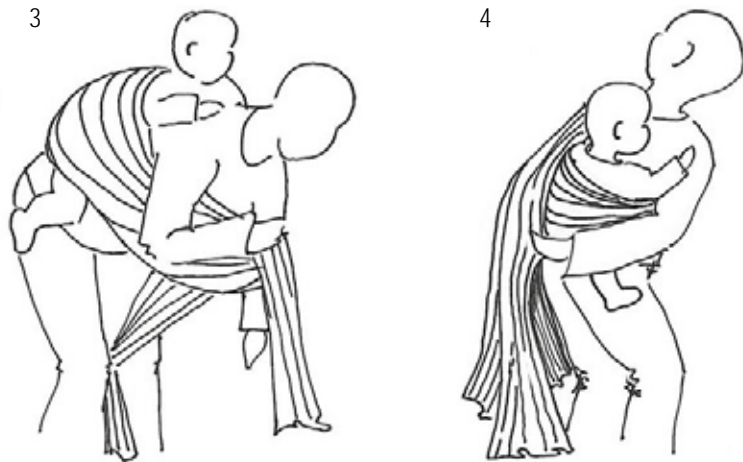
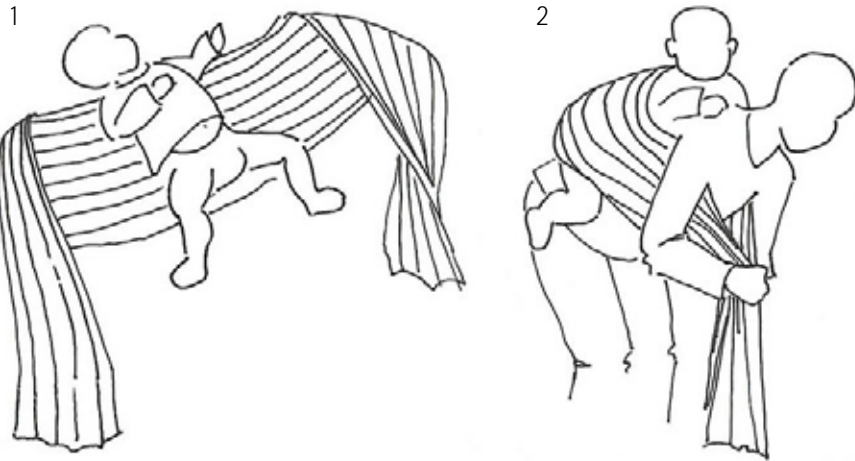
Wrap Cross Carry (>4.2 m)



Hip Cross Carry (>4.2 m)



Back Wrap Cross Carry (>4.2 m)



6

Wearing Tips

~Success with any baby sling takes a little practice. You can ease the process by making sure that the baby is fed, rested, and happy before you try the Wrap the first few times. It won't be long before you will both turn to the Wrap for comfort.

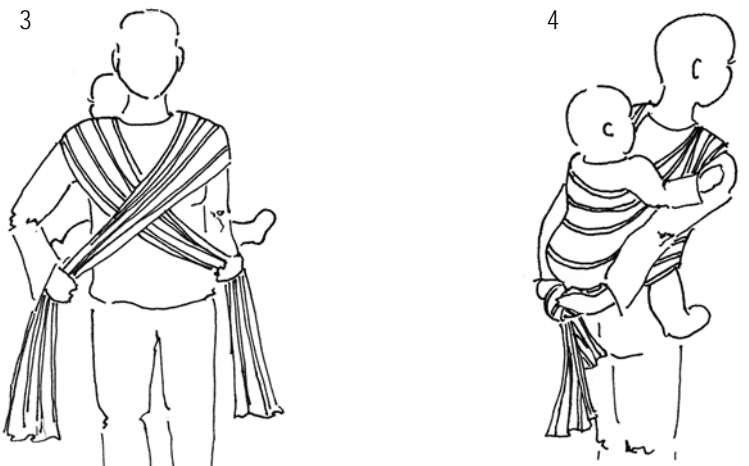
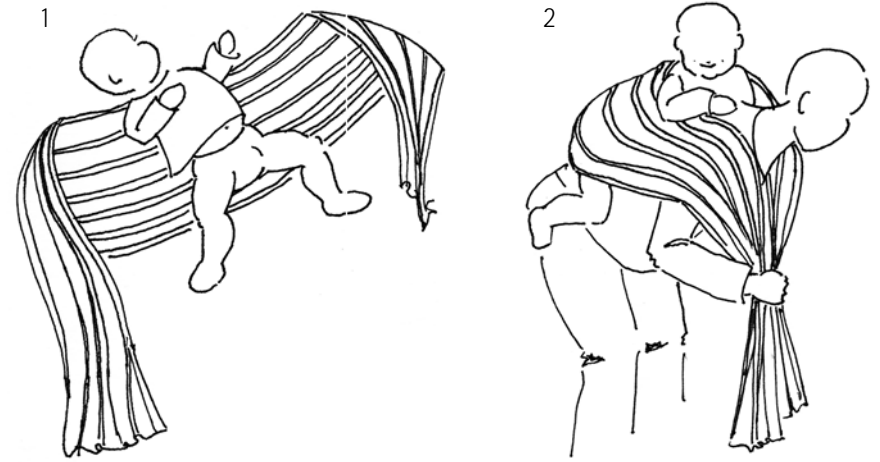
~The first few times you tie baby on your back, make sure that you are either over a soft surface or with another adult. You will quickly learn to do it yourself.

Wearing Instructions

There are many, many ways to tie the EllaRoo Wrap Baby Carrier. Here are a few of our favorites. You may, after using the carrier for a while, come up with some of your own. For more instructions, including photographs, please see www.ellaroo.com

Secure the Wrap with a square knot (double knot).

Rucksack Carry (>4.2 m)



3

Wrap Cross Outside Carry (>4.2 m)

1



2



3



4



5



6



7



4

Cradle/Hip Carry (>2.7 m)

1



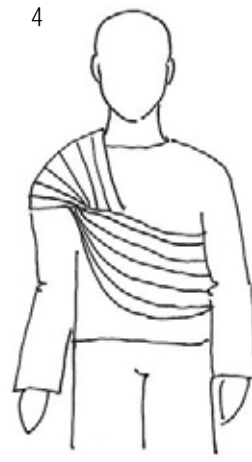
2



3



4



5a



6a



5b



6b



5